



**New Zealand
FILM COMMISSION**



Te Tumu Whakaata Taonga

NZFC Short Films Funded Information on Gender over five years 2014 -2019

This paper includes gender information based on short films funded (as grants) through Fresh Shorts, Catalyst and Women's Horror Shorts from the New Zealand Film Commission (NZFC) between 1 July 2014 to 30 June 2019.

Prepared by:

**New Zealand Film Commission
Te Tumu Whakaata Taonga**

September 2019





NZFC Production Funding Information: Summary



Overall, increased films funded with female key creatives

- Overall, the trend in NZFC short film production funding for female key creative roles* is positive.
- The target for females directors on fresh short films funded** is 50%.
- For the 2018/19 financial year, there is a significant increase from both the previous year in directors and producers, however this is only across Catalyst films (6) as no Fresh Shorts were funded.

Stronger representation of female directors in 2018/2019

Excluding films that did not specify a director or disclose the director's gender:

- In the 2018/19 financial year at least one female director is named in 83% of short films funded**
- This is a strong increase from the five year benchmark average of 49%.

Representation of female writers slowly trending upwards over time

Excluding films that did not specify a writer or disclose a writer's gender:

- 67% of all short films funded** for production in the 2018/19 year had at least one female writer attached.
- The five year average is 49%.

Female producers representation strong growth

Excluding films that did not specify a producer or disclose the producer's gender:

- In the 2018/19 financial year at least one female producer is named in 100% of all short films funded** for production.
- This is a significant increase from the five year average of 65%.

*key creative roles are defined as either writer, producer or director.

**funded means a contracted short film production grant.



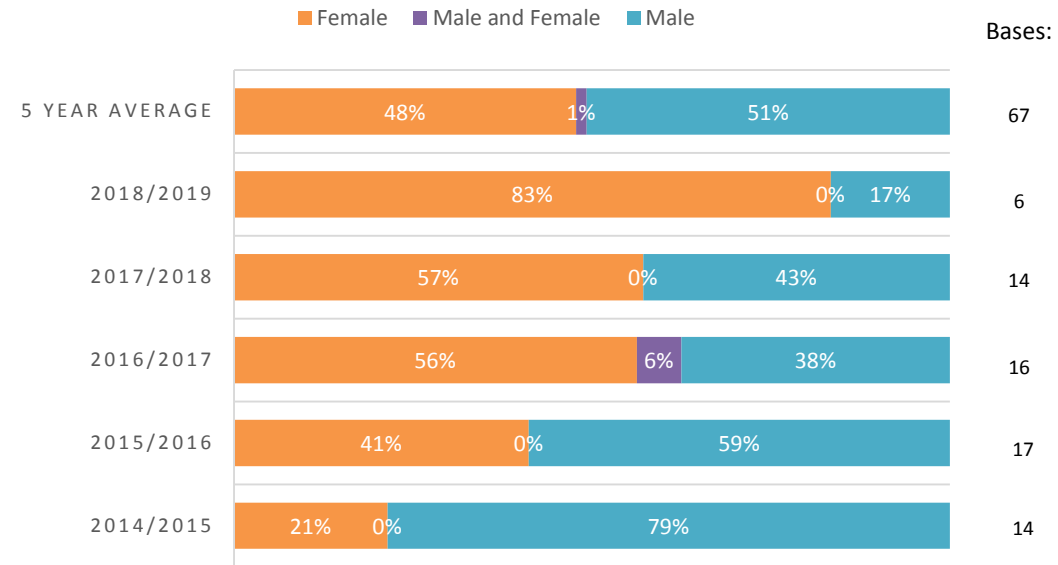
Short Films Funded: Gender of Director



Calculations based on all 67 short films that **received funding** over the past five financial years:

- **49%** had at least one or more female director
- **48%** had one sole female director
- **1%** named a directing team with at least one female and one male director

NZFC SHORTS FUNDED DIRECTORS 2014-2019



Base of calculations: Films receiving Short Film Financing (Fresh Shorts, Catalyst, Women's Horror Shorts) in the past 5 years (67)



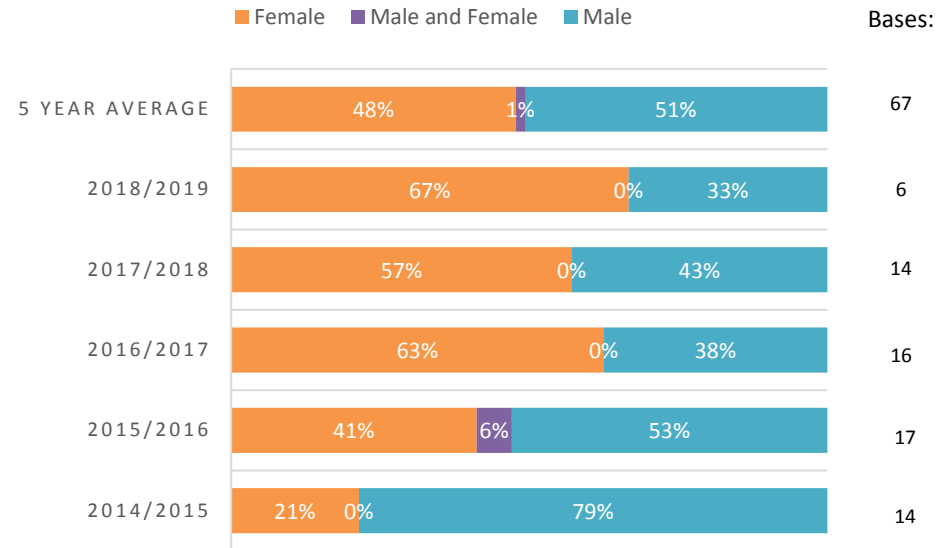
Short Films Funded: Gender of Writer



Calculations based on all 67 short films that **received funding** over the past five financial years:

- **49%** had at least one or more female writer.
- **48%** had one sole female writer.
- **1%** named a writing team with at least one female and one male writer.

NZFC SHORTS FUNDED WRITER 2014-2019



Base of calculations: Films receiving Short Film Financing (Fresh Shorts, Catalyst, Women's Horror Shorts) in the past 5 years (67)



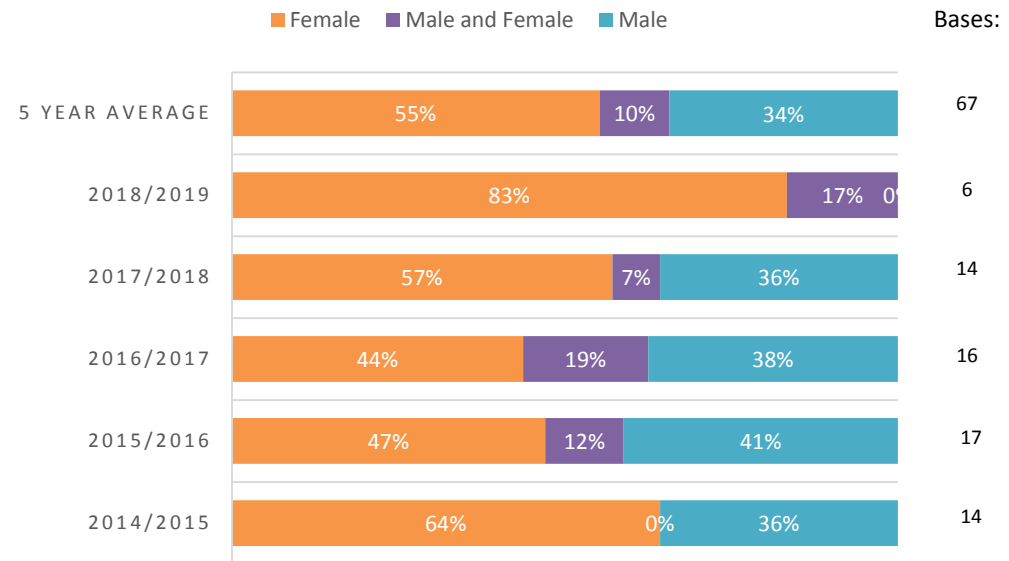
Short Films Funded: Gender of Producer



Calculations based on all 67 short films that **received funding** over the past five financial years:

- **65%** had at least one or more female producer.
- **55%** had one sole female producer.
- **10%** named a producing team with at least one female and one male producer.

NZFC SHORTS FUNDED PRODUCER 2014-2019



Base of calculations: Films receiving Short Film Financing (Fresh Shorts, Catalyst, Women's Horror Shorts) in the past 5 years (67)