



**New Zealand
FILM COMMISSION**



Te Tumu Whakaata Taonga

NZFC Feature Films Funded Information on Gender over five years 2014 -2019

This paper includes gender information based on feature films with financing offers of discretionary equity investment from the New Zealand Film Commission (NZFC) between 1 July 2014 to 30 June 2019.

Prepared by:

**New Zealand Film Commission
Te Tumu Whakaata Taonga**

September 2019





NZFC Production Funding Information: Summary



Overall, increased applications with female key creatives

- Overall, the trend in NZFC production funding for female key creative roles is positive.
- The target for directors for feature films funded is 50% by 2020.
- For the 2018/19 financial year, there is an increase from both the previous year, and against the five year average, for funding for feature films with female key creatives attached.
- In 2018/219 the NZFC launched the 125 Fund which had a criteria of 2 out of 3 female represented in the key creative roles of director, producer and writer. Three films were funded under this fund.

Stronger representation of female directors in 2018/2019

Excluding films that did not specify a director or disclose the director's gender:

- In the 2018/19 financial year at least one female director is named in 57% of all feature films funded.
- This is a strong increase from the five year benchmark average of 38%.

Female producers representation strong growth

Excluding applications that did not specify a producer or disclose the producer's gender:

- In the 2018/19 financial year at least one female producer is named in 93% of all feature film production funding applications.
- This is a climb from the five year average of 69%.

Representation of female writers slowly trending upwards over time

Excluding applications that did not specify a writer or disclose a writer's gender:

- 62% of all feature film production funding applications in the 2018/19 year had at least one female writer attached.
- The five year average is 50%.



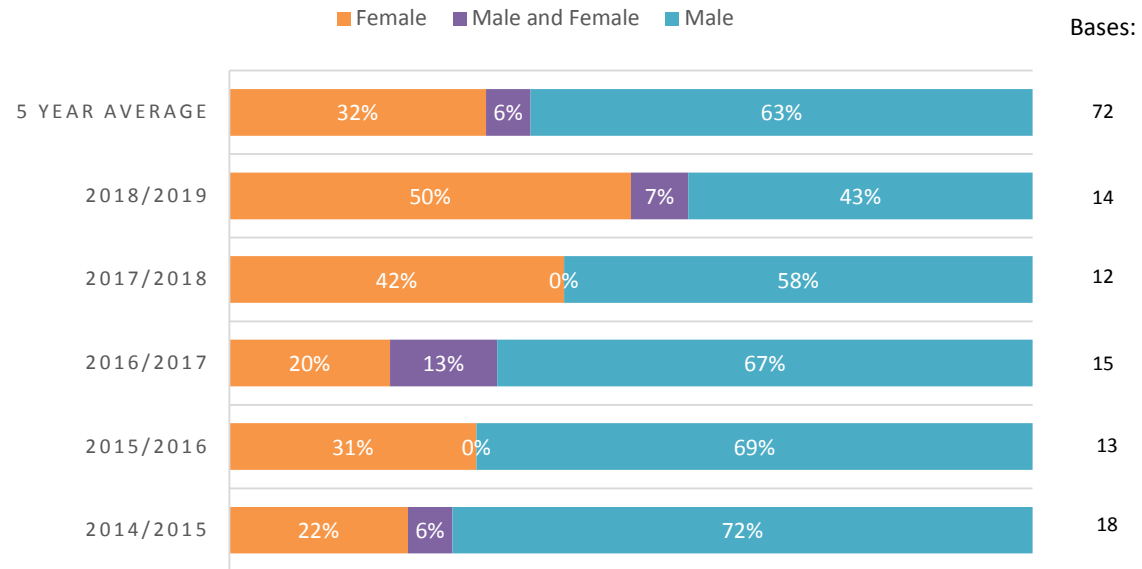
All Feature Films Funded: Gender of Director

Calculations based on all 72 feature films that **received funding** over the past five financial years:

- **38%** had at least one or more female director
- **32%** had one sole female director
- **6%** named a directing team with at least one female and one male director



NZFC FEATURES FUNDED DIRECTORS 2014-2019



Base of calculations: Films receiving initial Production Financing in the past 5 years (72)



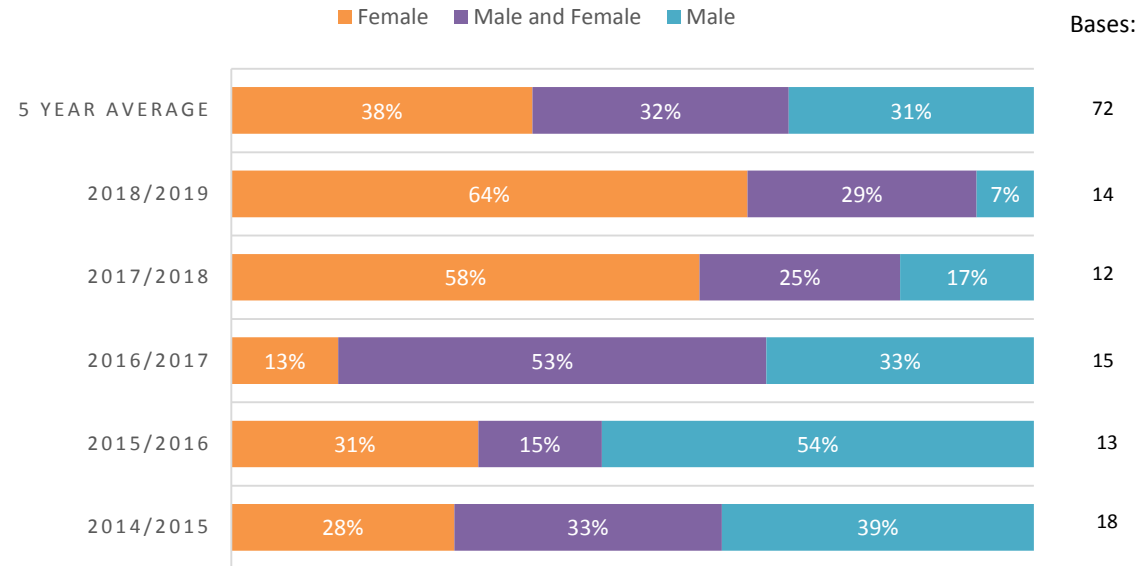
All Feature Films Funded: Gender of Producer



Calculations based on all 72 feature films that **received funding** over the past five financial years:

- **69%** had at least one or more female producer.
- **38%** had one sole female producer.
- **32%** named a producing team with at least one female and one male producer.

NZFC FEATURES FUNDED PRODUCER 2014-2019



Base of calculations: Films receiving initial Production Financing in the past 5 years (72)



All Feature Films Funded: Gender of Writer

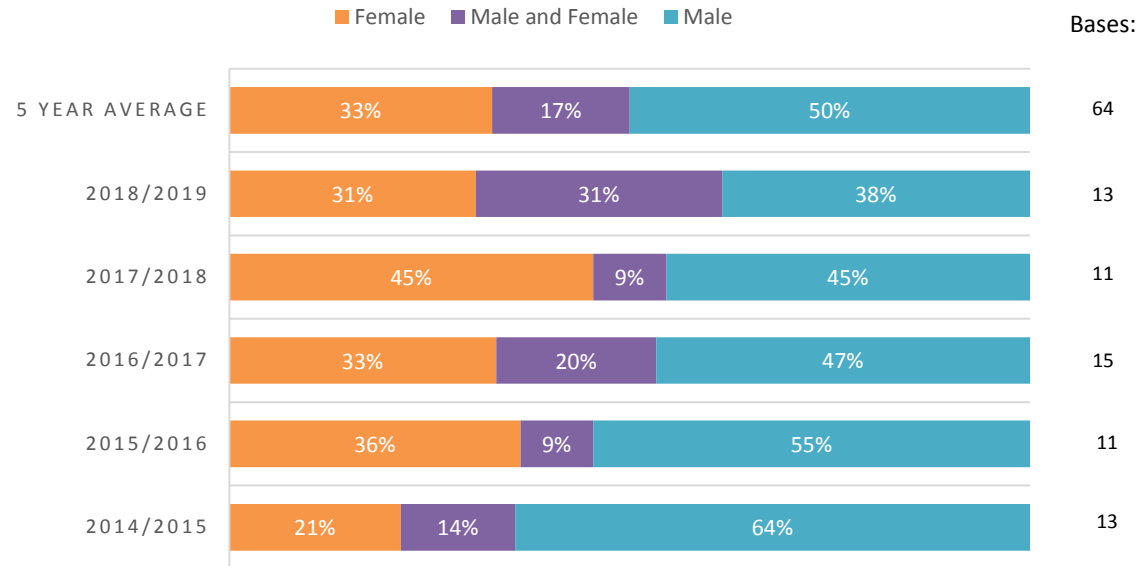
72 feature films **received funding** over the past five financial years. Calculations below are based on 64 films and have excluded the eight films where the writer has not been specified:

- **50%** had at least one or more female writer.
- **33%** had one sole female writer.
- **17%** named a writing team with at least one female and one male writer.

Note: unscripted or observational style documentaries commonly do not have a credited writer.



NZFC FEATURES FUNDED WRITER 2014-2019



Base of calculations: Films receiving initial Production Financing in the past 5 years (64)